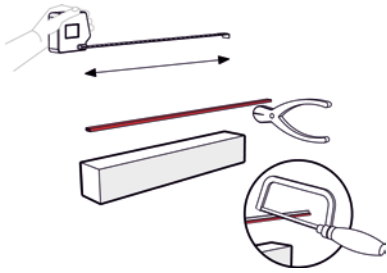




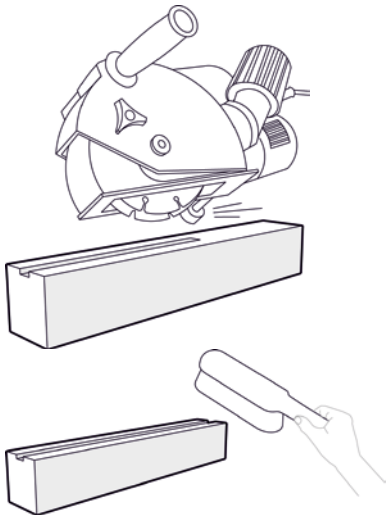
# RPI-D Intumescent strip/ Door strip/ Smoke strip

## APPLICATION MANUAL

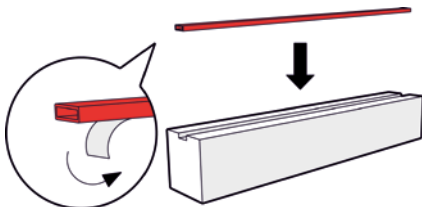


First measure the required length of the RPI-D Intumescent strip, Door strip or Smoke strip and adjust the length if necessary.

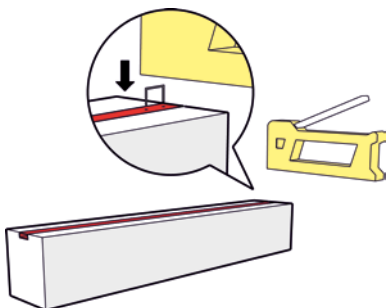
If necessary, cut a groove in the door, frame or window frame.



Make sure the surface is dry and free of grease and dust.



Remove the protective layer from the adhesive strip and stick the strip in place.



Staple the strip at several points.